





DAEWOO NUBIRA 1997-

VEHICLE ON THE FLOOR




1. engine bonnet; remove upholstery
2. bulkhead
3. crossmember, upper
4. vertical reinforcements
5. longitudinal reinforcement in front wings




6. front doors; rear section; drill and plug hole
7. front doors; front section; drill and plug hole
8. 'A' posts; drill and plug hole
9. rear doors; rear section; drill and plug hole

10. rear doors; front section; drill and plug hole
11. 'B' posts; drill and plug hole; pull out and lock safety belt
12. 'C' posts; remove rubber sealing



13. 'C' posts; 'D' posts; wheel arches
14. longitudinal members; remove upholstery
15. crossmember, upper; remove upholstery
16. tailgate; rear section; remove upholstery
17. tailgate; front section; remove rubber sealing


UNDERSIDE



18. bumper brackets; towing eye mounting
 19. crossmember, lower
 20. front longitudinal members; front section
 21. subframe; suspension arms

22. engine mounting
 23. reinforcements at front end of floor panel
 24. floor panel; reinforcements; front section

25. tunnel reinforcement
 26. front wings; remove plastic insert
 27. longitudinal members; rear section; remove rubber sealing



28. floor panel; reinforcements; rear section
 29. crossmember front of fuel tank
 30. rear longitudinal members; front section
 31. sills; rear section; remove rubber sealing

32. crossmember rear of fuel tank
 33. rear suspension
 34. rear longitudinal members; rear section
 35. crossmember, lower

36. towing eye mounting
 37. rear wings; remove plastic insert