





HYUNDAI ATOS 1998-


VEHICLE ON THE FLOOR



1. engine bonnet
2. bulkhead; detach panel; spray sparingly
3. front wings; rear section
4. front wings; front section
5. crossmember, upper





6. front doors; rear section; remove rubber sealing
7. front doors; front section; drill and plug hole
8. 'A' posts; remove rubber sealing
9. rear doors; rear section; remove rubber sealing
10. rear doors; front section; drill and plug hole
11. 'B' posts; drill and plug hole; pull out and lock safety belt
12. 'C' posts; bottom section
13. 'C' posts; top section; pull out and lock safety belt



14. tailgate; left; right; remove upholstery
15. tailgate; front section; remove grommet

16. tailgate; rear section; through drain hole
17. 'C' posts; wheel arches; remove rubber sealing

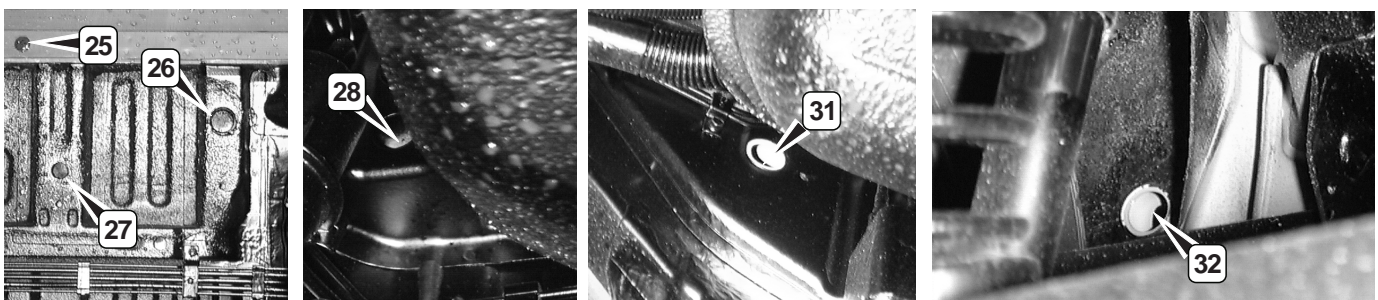

UNDERSIDE



18. front longitudinal members; front section
 19. subframe; front wheel suspension arms
 20. front longitudinal members; rear section

21. floor panel; reinforcements
 22. sills; front; remove rubber sealing

23. tunnel reinforcement
 24. front wings



25. sills; rear; remove rubber sealing
 26. transversal reinforcement
 27. floor panel; reinforcements
 28. crossmember front of fuel tank

29. rear fuel tank mountings
 30. rear suspension
 31. rear longitudinal members; front section
 32. sills; rear section; remove rubber sealing

33. rear longitudinal members; rear section
 34. bumper brackets
 35. rear wings