




MITSUBISHI L200 1997-





VEHICLE ON THE FLOOR



1. engine bonnet; remove upholstery
2. engine bonnet; top section
3. crossmember, upper
4. front longitudinal members; front section
5. bulkhead; left; detach panel




6. front doors; rear section; remove rubber sealing
7. 'A' posts; drill and plug hole
8. front doors; front section; drill and plug hole
9. 'B' posts; remove door switch



10. loading door posts; remove tail lamp
11. tailgate; through drain hole
12. rear longitudinal members; front section


UNDERSIDE



13. crossmember, lower; detach panel
 14. bumper brackets; towing eye mounting
 15. front longitudinal members; front section
 16. engine mounting

17. subframe; suspension arms
 18. front longitudinal members; rear section
 19. floor panel; reinforcements

20. crossmember
 21. rear longitudinal members; remove rubber sealing
 22. front wings; remove plastic insert



23. rear longitudinal members; front section
 24. crossmember over differential
 25. rear longitudinal members

26. sills; rear section; remove rubber sealing
 27. strut top mountings
 28. floor panel; reinforcements

29. rear longitudinal members; rear section
 30. crossmember; spare wheel mountings
 31. rear wings