



# SAAB 9-3 1998-


## VEHICLE ON THE FLOOR



1. engine bonnet; remove upholstery
2. bulkhead; detach panel
3. crossmember, upper




4. front doors; remove upholstery
5. 'A' posts; drill and plug hole
6. 'B' posts; remove door switch; pull out and lock safety belt
7. 'C' posts; drill and plug hole
8. rear doors; remove upholstery



9. wheel arches; 'C' posts; remove upholstery
10. crossmember, upper
11. tailgate; remove upholstery
12. tailgate; remove grommet

## UNDERSIDE



13. crossmember, lower

14. subframe

15. front longitudinal members; front section

16. front suspension


17. front longitudinal members; rear section

18. reinforcements at front end of floor panel

19. tunnel reinforcement

20. supports in tunnel

21. front wings; remove plastic insert



22. sills; detach panel; remove rubber sealing

23. rear longitudinal members; front section

24. sills; remove rubber sealing

25. rear longitudinal members; rear section

26. crossmember, lower

27. rear suspension

28. rear wings