



TOYOTA AVENTIS 1997-


VEHICLE ON THE FLOOR



1. engine bonnet; remove upholstery
2. bulkhead; detach panel
3. crossmember, upper
4. front longitudinal members; front section; remove rubber sealing
5. longitudinal reinforcement in front wings; detach panel




6. 'A' posts; drill and plug hole
7. front doors; front section; drill and plug hole; loudspeaker!
8. front doors; rear section; drill and plug hole
9. 'B' posts; drill and plug hole; pull out and lock safety belt
10. rear doors; front section; drill and plug hole; loudspeaker!
11. rear doors; rear section; drill and plug hole



12. tailgate; front section; right; drill and plug hole
13. tailgate; front section; left; remove grommet
14. tailgate; rear section; remove cover
15. 'D' posts; open lid
16. crossmember, upper; detach upholstery


UNDERSIDE



17. crossmember, lower
 18. bumper brackets; towing eye mounting
 19. front longitudinal members
 20. supports; subframe; remove rubber sealing

21. subframe; remove rubber sealing
 22. front suspension
 23. engine crossmember
 24. sills; front section; remove rubber sealing

25. tunnel reinforcement
 26. reinforcements at front end of floor panel;
 remove rubber sealing
 27. floor panel; reinforcements; front section
 28. front wings; remove plastic insert



29. floor panel; reinforcements; rear section
 30. sills; rear section; remove rubber sealing
 31. 'C' posts; remove rubber sealing

32. rear longitudinal members; front section;
 remove rubber sealing
 33. rear longitudinal members; rear section;
 remove rubber sealing

34. rear suspension; remove rubber sealing
 35. rear wings; remove plastic insert