



TOYOTA PICNIC 1997-


VEHICLE ON THE FLOOR



1. engine bonnet
2. bulkhead; detach panel
3. crossmember, upper
4. vertical reinforcements
5. longitudinal reinforcement in front wings; front section
6. longitudinal reinforcement in front wings; rear section




7. 'A' posts; drill and plug hole
8. front doors; front section; drill and plug hole; loudspeaker!
9. front doors; rear section; drill and plug hole
10. 'B' posts; drill and plug hole; pull out and lock safety belt
11. rear doors; front section; drill and plug hole; loudspeaker!
12. rear doors; rear section; drill and plug hole
13. 'C' posts; drill and plug hole



14. tailgate; front section; remove rubber sealing
15. tailgate; rear section; open lid
16. 'D' posts; open lid

UNDERSIDE



17. crossmember, lower

18. front longitudinal members; front section;
sealed hole

19. front longitudinal members; rear section;
sealed hole

20. front suspension

21. subframe; remove rubber sealing

22. supports; remove rubber sealing


23. reinforcements at front end of floor panel

24. floor panel; reinforcements

25. sills; front section; remove rubber sealing

26. tunnel reinforcement

27. front wings; remove plastic insert



28. sills; rear section; remove rubber sealing

29. crossmember rear of fuel tank

30. rear longitudinal members; front section

31. rear longitudinal members; rear section

32. crossmember

33. crossmember front of spare wheel well

34. rear wings; remove plastic insert