

VOLVO V70 1996-



VEHICLE ON THE FLOOR




1. engine bonnet; remove upholstery
2. bulkhead; detach panel; pollen filter!
3. longitudinal reinforcement in front wings; left; remove cover
4. longitudinal reinforcement in front wings; right; remove cover




5. 'A' posts; drill and plug hole
6. front doors; front section; drill and plug hole
7. front doors; rear section; drill and plug hole
8. sills; front section; push plastic away; drill and plug hole
9. 'B' posts; drill and plug hole; pull out and lock safety belt
10. rear doors; front section; drill and plug hole; loudspeaker!
11. rear doors; rear section; drill and plug hole
12. sills; rear section; push plastic away; drill and plug hole
13. 'C' posts; drill and plug hole



14. tailgate; front section; remove grommet
15. tailgate; rear section; through drain hole; remove plug
16. tailgate; left; right; remove grommet
17. 'D' posts; open lid
18. crossmember, upper; pull upholstery away




UNDERSIDE



19. crossmember, lower
20. front longitudinal members
21. subframe

22. reinforcements at front end of floor panel;
remove rubber sealing
23. floor panel; reinforcements; remove rubber
sealing

24. tunnel reinforcements
25. front wings; remove plastic insert



26. rear suspension
27. rear longitudinal members; front section;
remove rubber sealing

28. crossmember front of fuel tank
29. rear longitudinal members; rear section

30. crossmember, lower
31. rear wings; remove plastic insert