



# VOLVO V90 1996-


## VEHICLE ON THE FLOOR



1. engine bonnet; remove upholstery
2. bulkhead; detach panel
3. vertical reinforcements
4. crossmember, upper; detach panel




5. 'A' posts; remove door switch
6. front doors; front section; drill and plug hole; loudspeaker
7. front doors; rear section; drill and plug hole
8. 'B' posts; remove door switch; pull out and lock safety belt
9. rear doors; front section; drill and plug hole; loudspeaker
10. rear doors; rear section; drill and plug hole
11. 'C' posts; bottom section; remove rubber sealing
12. 'C' posts; top section; remove rubber sealing



13. tailgate; rear section; detach upholstery
14. tailgate; left; right; remove grommet
15. tailgate; front section; drill and plug hole
16. 'D' posts; open lid
17. crossmember, upper


## UNDERSIDE



18. crossmember, lower  
 19. front longitudinal members; front section  
 20. front longitudinal members; rear section  
 21. sills; front section; remove rubber sealing

22. reinforcements at front end of floor panel  
 23. floor panel; reinforcements  
 24. longitudinal reinforcements of tunnel; rear section; remove rubber sealing

25. longitudinal reinforcements of tunnel; front section  
 26. gearbox mounting  
 27. front wings; remove plastic insert



28. rear jack points  
 29. crossmember front of fuel tank  
 30. rear longitudinal members; front section

31. rear suspension  
 32. sills; rear section; remove rubber sealing  
 33. rear longitudinal members; rear section

34. towing eye mounting  
 35. crossmember, lower  
 36. rear wings; remove plastic insert